

A. TAWONGA COMMUNITY FEEDBACK:

Summary of key feedback received during the second round community consultation in February 2021 (not including all detailed comments received):

- 01. Resolve whether a pedestrian splitter island on KVH is appropriate to balance pedestrian safety, vehicle turning movements and parking needs (mixed responses received, generally not in support of island),
- 02. Resolve entry signage locations to town approaches and ascertain where township ‘proper’ should begin. White signage colour proposed was seen as being too harsh and should be subdued / toned down,
- 03. Provide continuous and connected all-access footpath circuits to Charles Street, Cooper Street, KWH and parklands,and
- 04. Retain open grassed areas in Pioneer Park (minimise new tree plantings).

(Nominated project study area in colour)

B. RESPONSES AND CHANGES:

Items updated directly as a result of community feedback received and design evolution process:

- 01. KVH pedestrian crossing:
 - . Refuge splitter island removed,
 - . Kerb outstands in town centre added, supported by traffic count data,
 - . Additional outstands added to Cooper and Charles Streets, and
 - . Retention of carparking spaces and Australia Post access to Tawonga Store.
- 02. Entry signage:
 - . Additional smaller entry sign added from southern approach (to replace existing),
 - . Sign colour changed from bright white to muted taupe/beige.
- 03. Paths:
 - . Circuit pathway around Pioneer Park added to complete loop,
 - . Infill path network added to Charles Street,
 - . Bridge crossing balustrade added at Charles Street end, and
 - . Fitness Station added in Pioneer Park.
- 04. Trees:
 - . Fewer tree plantings proposed to retain open character and views.

- 05. Toilets and shelters:
 - . Roof colour adjustment to match more muted signage colours,
 - . Resolution of cladding construction methodology and identifying ongoing timber maintenance regime (staining or weathering approach), and
 - . Adding universal M/F signage symbols to toilet entries.
- 06. Playground:
 - . Rocks removed within playground and planting thinned (snakes prevalent), and
 - . Addition of basket swing play element.
- 07. Other items / design progression:
 - . Resolution of furniture detailing repeating existing elements where appropriate,
 - . Signage / indigenous interpretive information added to central area (exact content TBC during detailed design),
 - . Materials and finishes proposed (page 5),
 - . Lighting strategy proposed (page 5),
 - . Planting strategy proposed (page 6),
 - . Likely construction costs determined (page 7), and
 - . Potential staging / delivery sequence strategy added (page 8).

Items not changed:

- . Addition of footpath KVH west side (very steep embankment and services issues)

C. SURVEY RESULTS

June 2022 online survey seeking preferences for proposed reuse of Scout Hall site, noting that all Options assumed inclusion of additional carparking.

- 14.3% Option 1: Parkland
- 15.4% Option 2A: Community building
- 16.8% Option 2B: Museum building (above sub-options determined from comments received)
- 3.9% Option 3: Relocated courts



LEGEND

	Existing trees To be protected and retained		Coloured insitu concrete paving to match existing		Fitness Station		Insitu concrete steps to match P2 paving		Bike racks		Entry / signage element
	Proposed trees Refer planting species list		Non-coloured insitu concrete paving pathways		Stacked site stone retaining wall to match existing		Custom timber picnic tables to match existing		Recycling + litter bins		Secondary wayfinding signage element
	Garden bed planting Refer planting species list		Sports playing surfacing (relaid over existing surface)		Insitu concrete retaining wall (seating-height terraces)		Custom timber backed seat to match existing		Customised and modified shelter structures		Uplighting
	Open grassed area		Organic playground soft-fall mulch surfacing		Custom timber-clad seating wall		Drinking fountain		Pump Track		Pole lighting



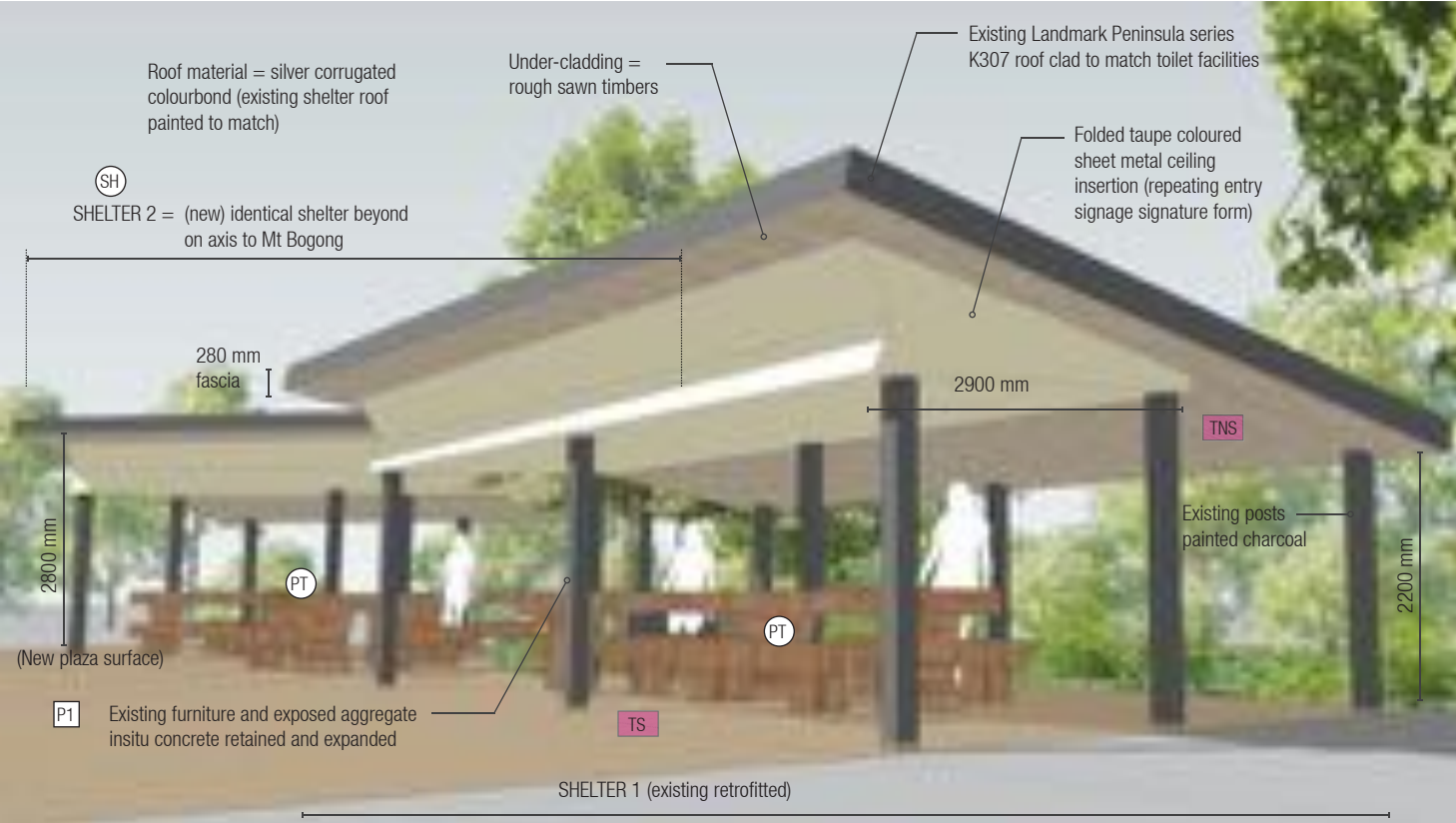
LEGEND

	Existing trees To be protected and retained		Coloured insitu concrete paving to match existing		Fitness Station		Insitu concrete steps to match P2 paving		Bike racks		Entry / signage element
	Proposed trees Refer planting species list		Non-coloured insitu concrete paving pathways		Stacked site stone retaining wall to match existing		Custom timber picnic tables to match existing		Recycling + litter bins		Secondary wayfinding signage element
	Garden bed planting Refer planting species list		Sports playing surfacing (re-laid over existing surface)		Insitu concrete retaining wall (seating-height terraces)		Custom timber backed seat to match existing		Customised and modified shelter structures		Uplighting
	Open grassed area		Organic playground soft-fall mulch surfacing		Custom timber-clad seating wall		Drinking fountain		Pump Track		Pole lighting

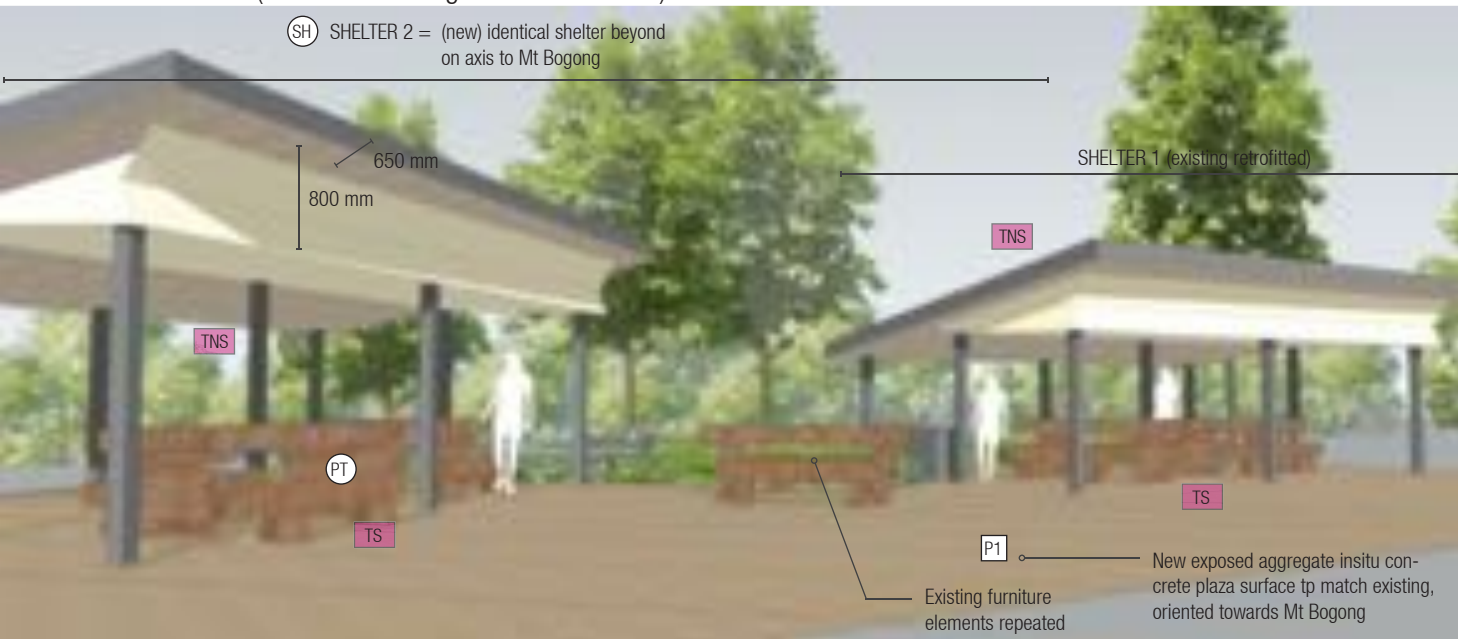


ALPINE BETTER PLACES
DETAILED LANDSCAPE CONCEPT

Scale 1:250 @ A1 or 1:500 @ A3
Issue [E] updated 16.06.2021. Issue [F] final 24.08.2021. Issue [G] updated 14.07.2022. Issue [H] updated 27.07.2022
J:\2002 Alpine Shire Harrietville Tawonga\5. Design\Drawings\InDesign\2002C Tw FINAL concept plan [G].indd



Shelter structures (retrofit to existing and new addition) view 1



Shelter structures (retrofit to existing and new addition) view 2



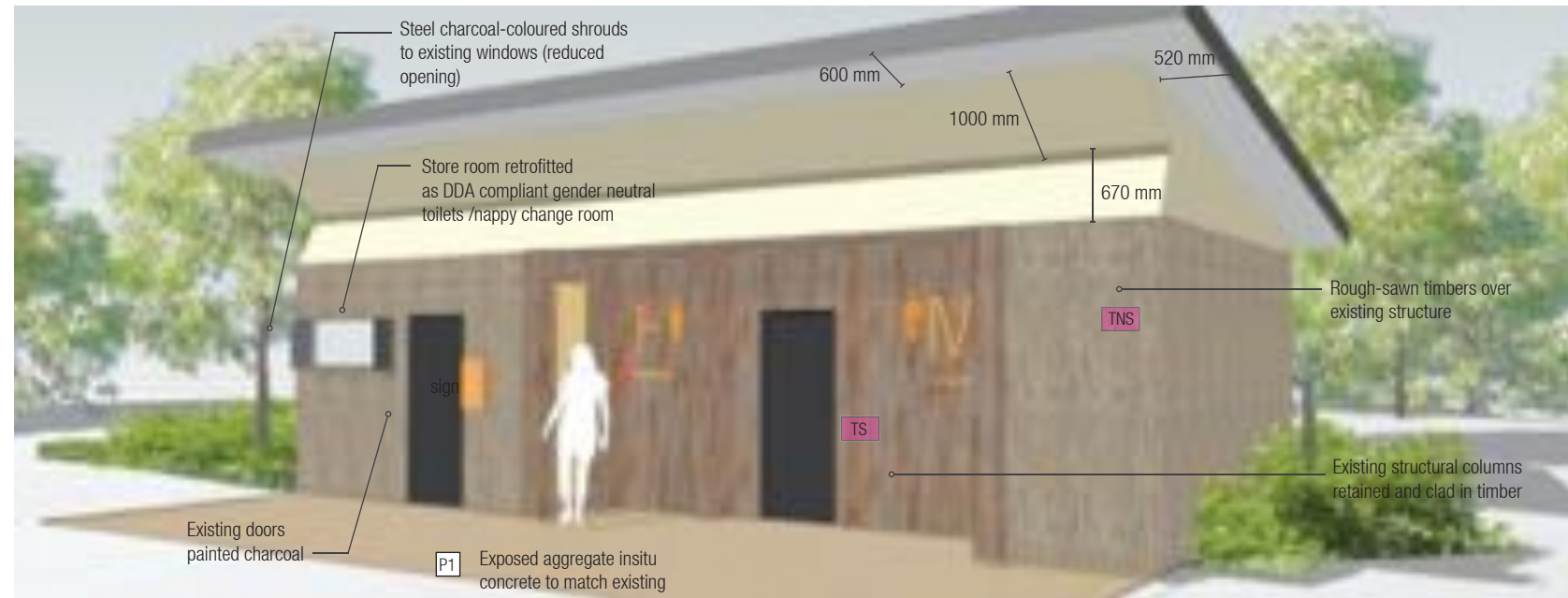
Park design intent imagery: integrating multipurpose playing surfaces into parklands, terraced amphitheatre allowing community gatherings and events

Ongoing timber maintenance schedule:

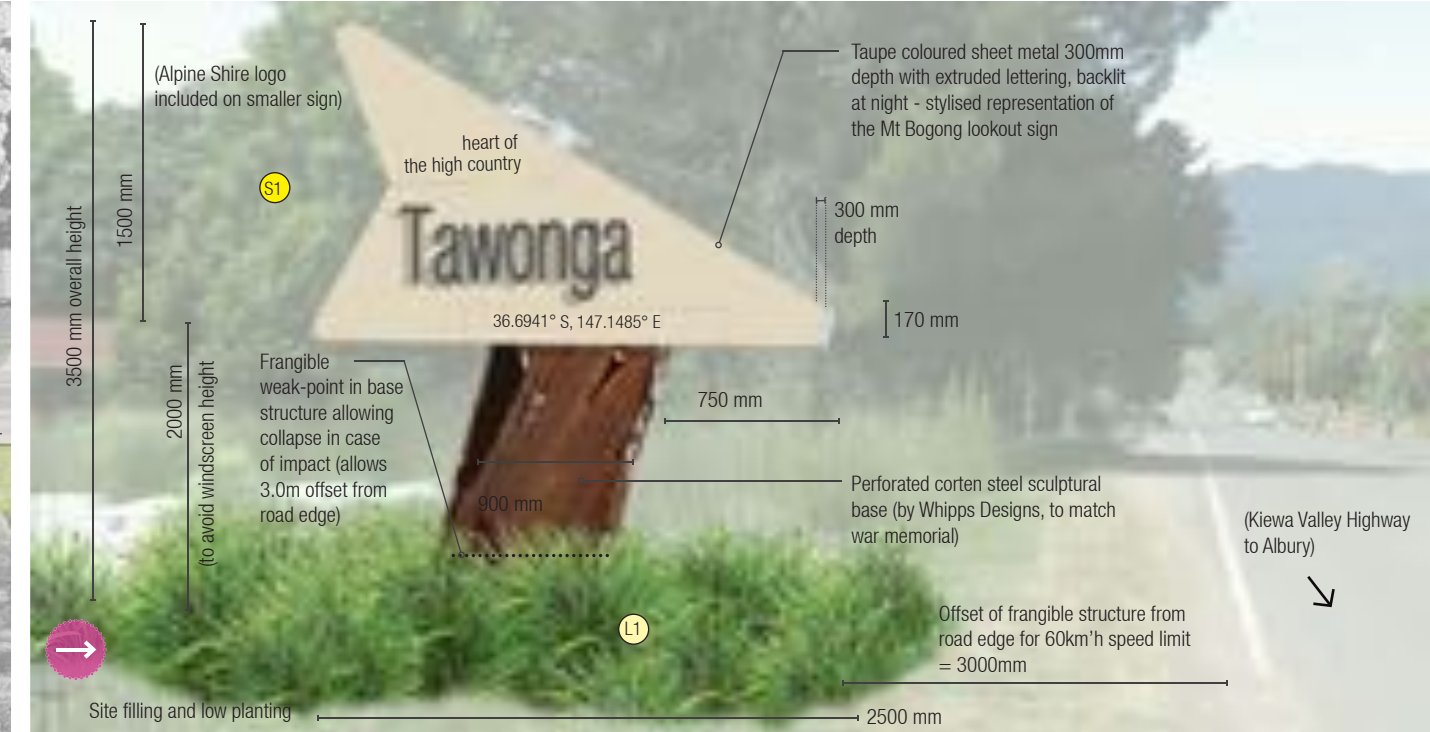
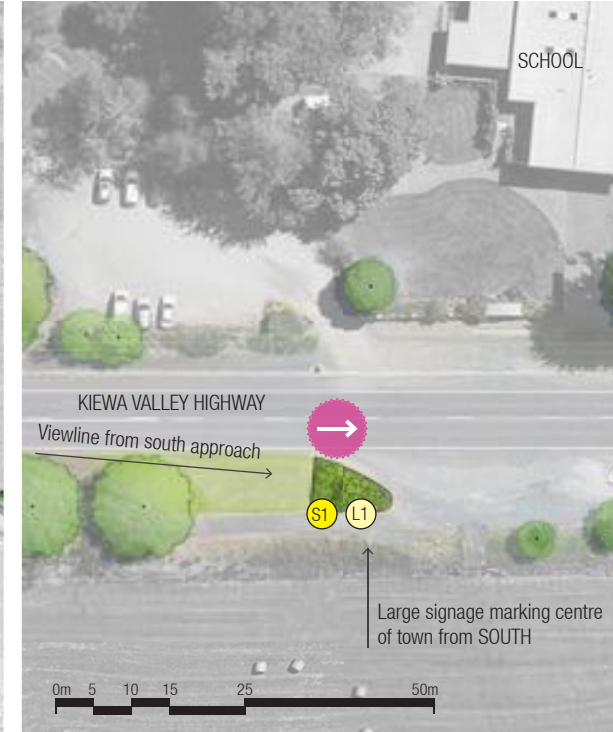
- TS Timbers stained to specified treatment
- TNS Timbers not stained and allowed to silver



Toilet retrofit view 1



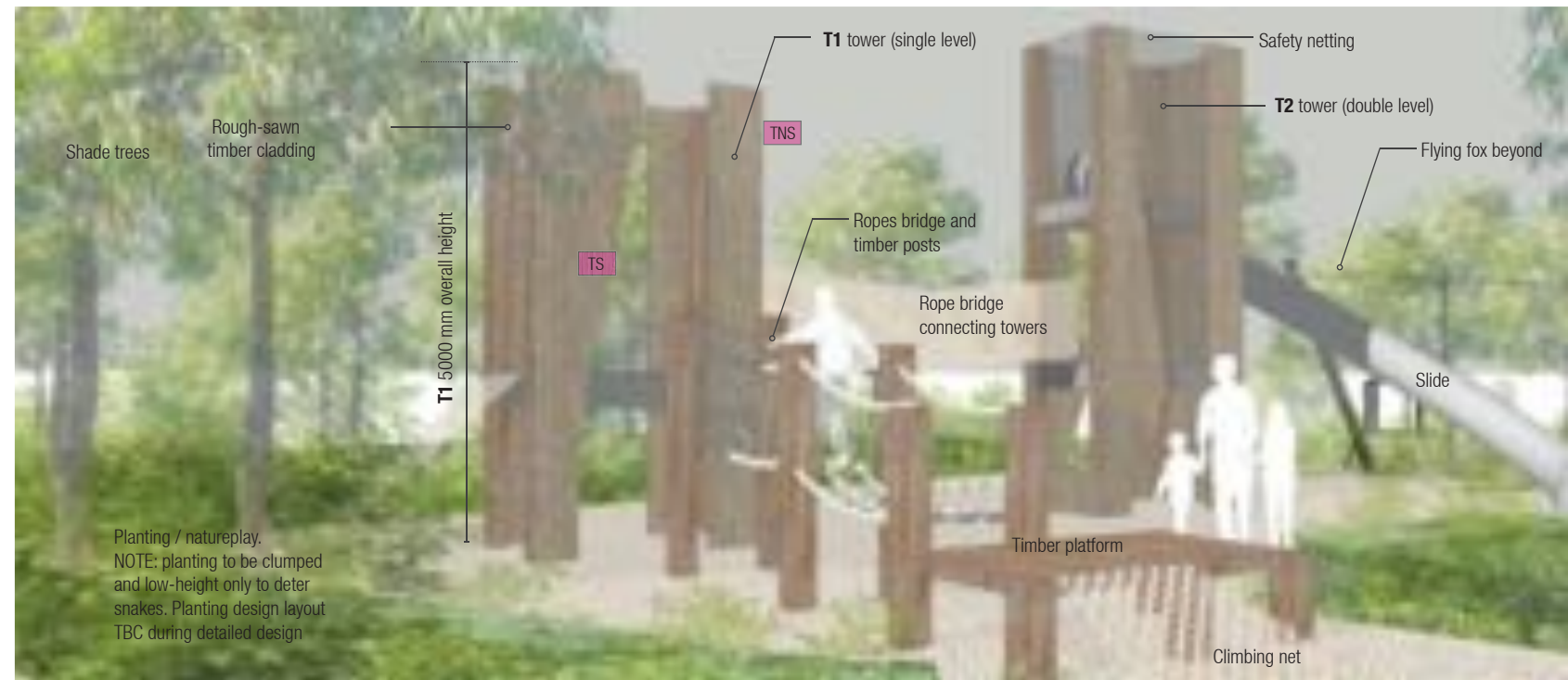
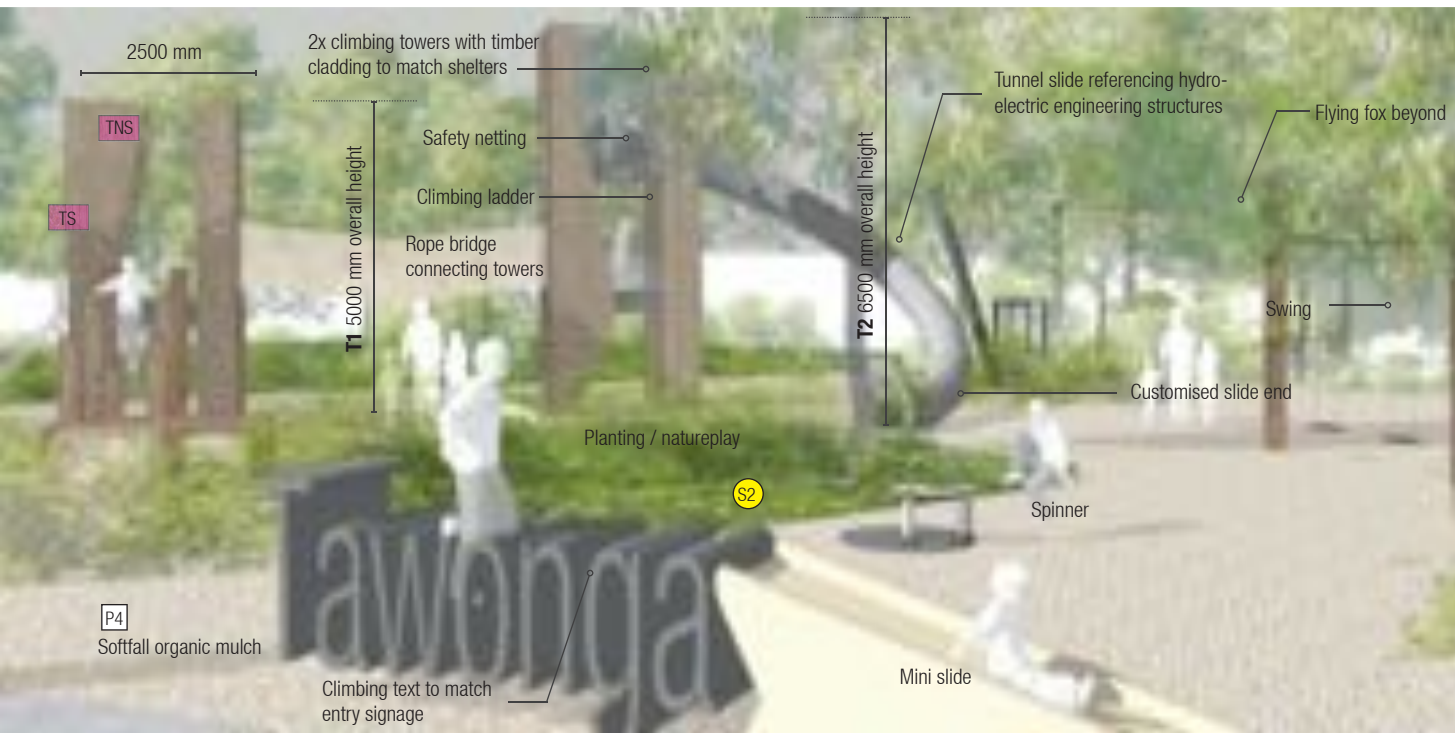
Toilet retrofit view 2



Entry signage locations - SOUTH


NORTH

Large entry signage view from northern approach (small signage to southern outskirts = half size)



Playspace view 1

Playspace view 2



Park and playspace design inspiration imagery: rugged timber vertical play elements, natureplay, slide referencing clover power station equipment

Entry design inspiration, local references and existing artistic elements

Ongoing timber maintenance schedule:

- TS Timbers stained to specified treatment
- TNS Timbers not stained and allowed to silver



[P1] Exposed aggregate insitu concrete (orange / sandy-coloured with rounded river pebble) with sawcut joints to match existing



[P2] Non-coloured in-situ plain grey concrete paving with ruled joints



[P2s] Non-coloured in-situ plain grey concrete steps to match P2 paving



[P3] Insitu concrete playing surface with plexipave surfacing and linemarking graphic



[P4] Organic playground soft-fall mulch surfacing with areas of rubberised surfacing (high impact areas)



[PT] Timber custom picnic tables to match existing



[W1] Site stone retaining walls to match existing (seat height typically) retained or newly constructed



[W2] Non-coloured in-situ plain concrete amphitheatre terracing (seat height) 600mm width



[W3] Seat wall / linear bench - large timbers to match existing furniture 800mm width



[BR] Bike racks
Supplier: Commercial Systems
Product code: BR7102, manhattan bike leaning rail, charcoal powdercoated



[RB] Bin enclosure (rubbish & recycling)
Supplier: Draffin, charcoal powdercoat infills.
Product codes : 88597-140-MS-ALPINE-RUB and 88597-140-MS-ALPINE-REC



[DF] Drinking fountain
Supplier: Botton + Gardiner
Product code: Prospect drinking fountain, marine grade 316 stainless steel



[SH] Rough-sawn weathered timbers to toilets, shelter structure and playground



[TR] Pump track circuit with gentle undulation, aimed at young children on scooters and balance bikes



[L1] Uplighting to entry signage elements



[L2] Pole lighting to park - Supplier: BEGA
Product Code: 77844



[S2] Example of secondary wayfinding / interpretive signage (content to be determined)

Ongoing timber maintenance schedule:

- [TS]** Timbers stained to specified treatment
- [TNS]** Timbers not stained and allowed to silver



INDICATIVE PLANT SCHEDULE

Code	Botanical Name	Common Name	Mature Size (h x w)	Install Size	Evergreen / Deciduous
Street Trees					
CFL	Cornus florida	Dogwood	6 x 4m	3.0-3.5m / 100L	D
CON	Continuation of Cooper Street tree species	TBC	10 x 5m	3.0-3.5m / 100L	D
Park Exotic / Specimen Trees					
FRX	Fraxinus pennsylvanica 'Urbanite'	Urbanite Green Ash	11 x 8m	3.0-3.5m / 100L	D
LIN	Lagerstroemia indica 'Natchez'	Crepe Myrtle	6 x 4m	3.0-3.5m / 100L	D
Park Native Trees					
ELS	Eucalyptus mannifera 'Little Spotty'	Dwarf Eucalypt	8 x 4m	3.0-3.5m / 100L	E
ERD	Eucalyptus radiata	Narrow Leaved Peppermint Gum	15 x 8m	3.0-3.5m / 100L	E
Shrubs					
	Bursaria spinosa	Sweet Bursaria	3.0 x 2.0m	200mm pot	E
	Callistemon 'Slim'	Upright Callistemon	3.0 x 1.0m	200mm pot	E
	Correa baeuerlenii	Chef's Cap Correa	2.0 x 1.0m	200mm pot	E
	Correa 'Dusky Bells'	Correa 'Dusky Bells'	2.0 x 1.0m	150mm pot	E
	Grevillea 'Scarlet Sprite'	Scarlet Grevillea	1.5 x 1.5m	150mm pot	E
	Indigofera australis	Astral Indigo	2.0 x 1.0m	200mm pot	E
	Leucadendron 'Safari Sunset'	Safari Sunset	2.0 x 1.0m	150mm pot	E
	Westringia longifolia	Westringia	2.0 x 1.0m	150mm pot	E
	Viburnum japonicum	Japanese Viburnum	3.0 x 2.0m	150mm pot	E
Ground Cover / Climber					
	Carpobrotus rossii	Pigface	spreading	150mm pot	E
	Myoporum parvifolium 'Broad Leaf Form'	Broad leaf Creeping Boobialla	spreading	150mm pot	E
Native / Tufting					
	Austrodanthonia caespitosa	Common Wallaby-grass	1.0 x 0.5m	150mm pot	E
	Dianella longifolia	Flax lily	1.0 x 1.0m	150mm pot	E
	Lomandra longifolia 'Tanika'	Matrush	0.6 x 0.6m	150mm pot	E
	Lomandra 'Hystrix'	Hystrix Mat-Rush	1.0 x 1.0m	150mm pot	E
	Microlaena stipoides	Weeping Grass	0.5 x 0.5m	150mm pot	E
	Poa sieberiana	Snow Grass	0.5 x 0.5m	150mm pot	E
	Stylidium graminifolium	Grass Trigger Plant	0.5 x 0.5m	150mm pot	E
	Themeda triandra	Kangaroo Grass	0.6 x 0.6m	150mm pot	E

Street Trees



CFL - Cornus Florida

Park Exotic/Specimen Trees



LIN - Lagerstroemia indica 'Natchez'



FRX - Fraxinus pennsylvanica 'Urbanite'

Park Native Trees



ERD - Eucalyptus radiata



ELS - Eucalyptus mannifera 'Little Spotty'

Shrubs, Groundcovers & Tussock Planting




Callistemon 'Slim'



Bursaria Spinosa



Correa baeuerlenii



Correa 'Dusky Bells'



Grevillea 'Scarlet Sprite'



Indigofera australis



Leucadendron 'Safari Sunset'



Westringia longifolia



Viburnum japonicum



Myoporum parvifolium 'Broad Leaf Form'



Dianella longifolia



Lomandra longifolia 'Tanika'



ALPINE BETTER PLACES
PLANTING DESIGN

Tawonga
Tw₆





INDICATIVE CONSTRUCTION STAGING

STAGE 1

. 1A
Entry signs (including second sign to southern approach), KVH street tree planting, pedestrian outstands and footpath connections to Charles and Cooper Streets.

. 1B
Pioneer Park landscape works including grading, pathways, multi-purpose playing surface, shelter, adjustments and new shelter structure, furniture, pathways, walls, signage and toilet facility upgrades

. 1C
Playground and associated area upgrades, planting, pathways + bridge balustrade

STAGE 2

Pioneer Park circuit path and tree plantings

STAGE 3

Pump Track circuit and car park

NOTE: if budget permits, construction of the works in a single stage would be the most cost effective way of completing the works.



ALPINE BETTER PLACES
INDICATIVE STAGING PLAN

NTS @ A1

Issue [E] updated 16.06.2021. Issue [F] final 24.08.2021. Issue [G] updated 14.07.2022. Issue [H] updated 27.07.2022
J:\2002 Alpine Shire Harrietville Tawonga\5. Design\Drawings\InDesign\2002C Tw FINAL concept plan [G].indd



PRELIMINARY COST ESTIMATES

TAWONGA		STAGE 1A				STAGE 1B				STAGE 1C				STAGE 2				STAGE 3			
Description		Unit	Rate	STG 1A: KVM, ENTRIES & FOOTPATH CONNECTIONS		STG 1B: PIONEER PARK & TOILETS		STG 1C: PLAYGROUND & BRIDGE BALLUSTRADE		STG 2: PIONEER PARK CIRCUIT		STG 3: PUMP TRACK & CAR PARK									
				Qty	Amount	Qty	Amount	Qty	Amount	Qty	Amount	Qty	Amount								
02110 ENVIRONMENTAL MANAGEMENT																					
Allowance for environmental protection and management, including staging of works, coordination with residents, establishment, survey, setout, traffic management, location of services etc. (5%)	Item	5%	5%		\$14,868.75	5%	\$50,893.85	5%	\$21,215.95	5%	\$4,480.00	5%	\$7,897.00								
02120 DEMOLITION																					
Allowance for demolition required to achieve landscape works including removal of existing paving from Kiewa Valley Highway, existing basketball paving, footpaths etc. incl. disposal off site	m2	\$40.00	250		\$10,000.00	551	\$22,040.00														
Allowance for demolition required to achieve landscape works including removal of existing kerb & channel and disposal off site	lin.m	\$25.00	65		\$1,625.00							8	\$200.00								
Allowance for reinstatement required to achieve landscape works (excluding removal of existing Scout Hall building structure)	allow	\$10,000.00										1	\$10,000.00								
Remove existing walls along Kiewa Valley Highway and stockpile rockwork to reinstall walls of lower height.	lin.m	\$150.00				40	\$6,000.00														
Tree removal works to achieve landscape works	no.	\$5,000.00				2	\$10,000.00		\$0.00												
Allowance for adjustments to existing services	allow	\$5,000.00	0.5		\$2,500.00	0.5	\$2,500.00														
02200 GROUNDWORKS																					
Bulk earthworks as necessary to achieve design grades.	allow	\$15,000.00	0.1		\$1,500.00	0.7	\$10,500.00	0.2	\$3,000.00												
General excavation, fine grading and trimming to all areas to achieve landscape works.	m2	\$5.00	1110		\$5,550.00	2889	\$14,445.00	1176	\$5,880.00	648	\$3,240.00	1316	\$6,580.00								
02500 PAVING																					
Supply and install paving Type P1 - in situ coloured concrete paving.	m2	\$170.00	83		\$14,110.00	400	\$68,000.00	74	\$12,580.00												
Supply and install paving Type P2 - in situ plain concrete paving.	m2	\$120.00	1027		\$123,240.00	281	\$33,720.00	278	\$33,360.00	648	\$77,760.00	18	\$2,160.00								
Supply and install paving Type P3 - basketball grip paving including concrete subbase and linemarking.	m2	\$160.00				551	\$88,160.00														
Supply and install paving Type P3 - asphalt paving (carparking)	m2	\$120.00										558	\$66,960.00								
Supply and install kerb and channel	lin.m	\$150.00	65		\$9,750.00							8	\$1,200.00								
Supply and install grain crossings in accordance with Council Standards.	each	\$2,000.00	6		\$12,000.00																
Supply and install linemarking in accordance with Australian Standards.	allow	\$5,000.00	1		\$5,000.00							1	\$2,000.00								
Supply and install in situ concrete steps.	lin.m	\$450.00				78	\$35,100.00														
Supply and install in situ concrete edge to edge of playground.	lin.m	\$120.00						66	\$7,920.00												
02700 DRAINAGE																					
Allow to modify existing drainage and install new drainage as necessary.	allow	\$5,000.00	0.5		\$2,500.00	0.25	\$1,250.00	0.25	\$1,250.00												
02800 IRRIGATION																					
Supply and install irrigation system including all required authority fees.	item	\$5,000.00				0.5	\$2,500.00	0.5	\$2,500.00												
Supply and install irrigation to garden bed areas	m2	\$32.00				887	\$28,384.00	345	\$11,040.00												
Supply and install irrigation to grass areas.	m2	\$40.00				770	\$30,800.00														
02900 SOIL & PREPARATION																					
Prepare and install garden bed, including weed eradication, sub-base preparation, 250mm depth imported topsoil.	m2	\$25.00				887	\$22,175.00	345	\$8,625.00												
Supply and install organic mulch.	m2	\$9.00				887	\$7,983.00	345	\$3,105.00												
Prepare grass areas, including weed eradication, sub-base preparation, 100mm depth imported topsoil	m2	\$10.00				770	\$7,700.00	479	\$4,790.00												
Supply and install steel edge (SE) as detailed & specified.	lin.m	\$32.00				160	\$5,120.00	8	\$256.00												
02910 TURF & GRASS																					
Supply and install pre-grown turf as detailed and specified, including allowance to make good all areas disturbed during the works	m2	\$12.00				770	\$9,240.00	479	\$5,748.00			740	\$8,880.00								
02920 PLANTING																					
Supply and install advanced tree in 100L pot size, 3.0 m height with nursery standard caliper, including mulching.	no.	\$380.00	45		\$17,100.00	16	\$6,080.00	12	\$4,560.00	20	\$7,600.00	7	\$2,660.00								
Supply and install shrubs in 150 mm pots	no.	\$10.00				3548	\$35,480.00	1380	\$13,800.00												
02930 LANDSCAPE ESTABLISHMENT																					
Allow for all maintenance (including watering) of all areas within extent of works as specified.	weeks	\$500.00	13		\$2,500.00	13	\$6,500.00	13	\$4,000.00	13	\$1,000.00										
04100 WALLS																					
Supply and install W1 granite edge walls adjacent to pathways and Kiewa Valley Highway (north).	lin.m	\$1,200.00				89	\$106,800.00														
Supply and install W2 concrete seating walls adjacent to basketball court.	lin.m	\$750.00				60	\$45,000.00														
Supply and install W3 timber seating wall adjacent to basketball court.	lin.m	\$750.00				27	\$20,250.00														
Supply and install rebound wall to basketball court.	lin.m	\$2,000.00				22	\$44,000.00														

(continued from left columns)

TAWONGA		STAGE 1A				STAGE 1B				STAGE 1C				STAGE 2				STAGE 3			
Description		Unit	Rate	STG 1A: KVM, ENTRIES & FOOTPATH CONNECTIONS		STG 1B: PIONEER PARK & TOILETS		STG 1C: PLAYGROUND & BRIDGE BALLSTRADE		STG 2: PIONEER PARK CIRCUIT		STG 3: PUMP TRACK & CAR PARK									
				Qty	Amount	Qty	Amount	Qty	Amount	Qty	Amount	Qty	Amount								
05500 METALWORK & FURNITURE																					
Renovate existing toilet structure including conversion of clubrooms into disabled / baby-change toilet.	item	\$150,000.00				1	\$150,000.00														
Supply and install Landmark Shelter (to match existing).	item	\$30,000.00				1	\$30,000.00														
Supply and install feature ceiling to new and existing shelters	item	\$15,000.00				2	\$30,000.00														
Supply and install picnic tables (to match existing)	item	\$5,000.00				5	\$25,000.00														
Supply and install timber seating	lin.m	\$750.00				11	\$7,950.00							2	\$1,500.00						
Relocate existing rubbish & recycling bin	item	\$500.00				1	\$500.00														
Relocate existing drinking fountain	item	\$2,500.00				1	\$2,500.00														
Supply and install stainless steel bike racks - long rail	item	\$500.00				2	\$1,000.00														
Supply and install Entry Signage including concrete footings and finishes as specified	item	\$30,000.00	2		\$60,000.00																
Supply and install Small Entry Signage at southern town outskirts including concrete footings and finishes as specified	item	\$15,000.00	1		\$15,000.00																
Supply and install Park Interpretive Signage including finishes as specified	item	\$5,000.00				1	\$5,000.00														
Supply and install stainless steel handrail to 1:14 ramps and steps including steel members, connections and finishes	lin.m	\$600.00				77	\$46,200.00														
11480 PLAYGROUND																					
Supply and install Play Towers including connecting rope tunnels + slides.	allow	\$150,000.00						1	\$150,000.00												
Supply and install Flying Fox	item	\$22,000.00						1	\$22,000.00												
Supply and install Carousel	item	\$12,000.00						1	\$12,000.00												
Supply and install Swing Set (incl basket swing)	item	\$12,000.00						1	\$12,000.00												
Supply and install Diggers to sand pit area.	item	\$3,500.00						2	\$7,000.00												
Supply and install Tawonga letters and slide including reuse of logs and other materials salvaged from site	allow	\$15,000.00						1	\$15,000.00												
Supply and install Nature play elements	allow	\$5,000.00						1	\$5,000.00												
Supply and install P4 softfall mulch (assumes reuse where possible)	m2	\$15.00						733	\$10,995.00												
Supply and install softfall sand	m2	\$45.00						58	\$2,610.00												
Supply and install fitness station	item	\$8,000.00						2	\$16,000.00												
Supply and install balustrade to bridge	lin.m	\$600.00						28	\$16,800.00												
Supply and install Basketball Ring	item	\$5,000.00				1	\$5,000.00														
Supply and install Pump Track including minor site grading	m2	\$450.00												124	\$55,800.00						
16000 LIGHTING & ELECTRICAL																					
Allowance for feature lighting within park (including toilet)	allow	\$5,000.00				1	\$5,000.00														
Allowance for feature lighting to main entry signs	allow	\$5,000.00	2		\$10,000.00																
Allowance for feature pole lighting	allow	\$15,000.00				2	\$30,000.00	2	\$30,000.00												
Allowance for services connections	allow	\$10,000.00	0.5		\$5,000.00	1	\$10,000.00	0.25	\$2,500.00												
PROVISIONAL SUM / COST ESCALATION / PRELIMINARIES (25%)	Item	25%	25%		\$74,343.75	25%	\$254,469.25	25%	\$106,079.75	25%		\$22,400.00	25%		\$39,485.00						
TOTAL (excl. GST)					\$386,587.50		\$1,323,240.10		\$551,614.70		\$116,480.00		\$205,322.00								
GRAND TOTAL (excl. GST)					\$2,583,244.30																